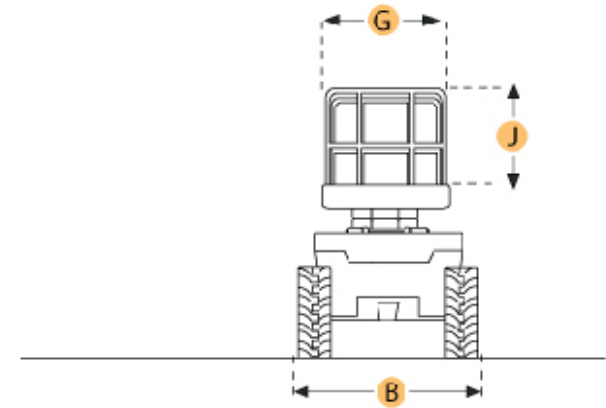
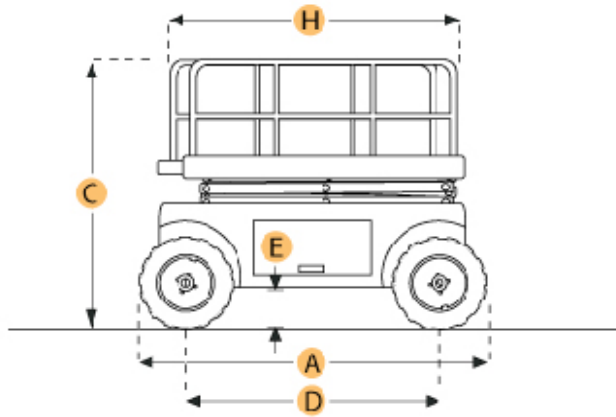


JLG 400CRT SCISSOR LIFT

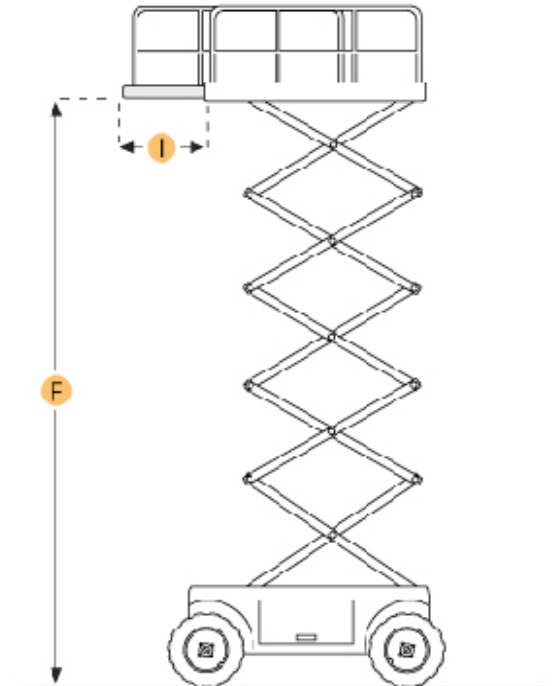


Dimensions

A. OVERALL LENGTH	10.2 ft in	3100 mm
B. OVERALL WIDTH	5.7 ft in	1750 mm
C. HEIGHT W/ RAILS	9.2 ft in	2810 mm
D. WHEELBASE	7.5 ft in	2300 mm
E. GROUND CLEARANCE	9.8 in	250 mm

Platform

F. MAX PLATFORM HEIGHT	40 ft in	12192 mm
G. PLATFORM WIDTH	65 in	1651 mm
H. PLATFORM LENGTH	115 in	2921 mm
I. DECK EXTENSION	35.8 in	910 mm
J. HEIGHT OF RAILS	3.6 ft in	1100 mm



JLG 400CRT SCISSOR LIFT

Specification

Engine

MAKE	Kubota	
MODEL	750	
GROSS POWER	24.5 hp	18.3 kw
FUEL TYPE	Dual	

Operational

OPERATING WEIGHT	10020 lb	4545 kg
FUEL CAPACITY	12.9 gal	49 L
HYDRAULIC SYSTEM FLUID CAPACITY	18 gal	68 L
MAX SPEED	3.5 mph	5.6 km/h
TIRE SIZE	30.4x10	
TIRE FILL/TYPE	Foam	

Platform

MAX PLATFORM HEIGHT	40 ft in	12192 mm
MAX PLATFORM WEIGHT CAPACITY	800 lb	362.9 kg
PLATFORM LENGTH	115 in	2921 mm
PLATFORM WIDTH	65 in	1651 mm
LIFT TIME	54 sec	
LOWER TIME	50 sec	
HEIGHT OF RAILS	3.6 ft in	1100 mm
DECK EXTENSION	35.8 in	910 mm

Dimensions

OVERALL LENGTH	10.2 ft in	3100 mm
OVERALL WIDTH	5.7 ft in	1750 mm
HEIGHT W/ RAILS	9.2 ft in	2810 mm
HEIGHT W/O RAILS	6.6 ft in	2020 mm
WHEELBASE	7.5 ft in	2300 mm
TURNING RADIUS	7 ft in	2130 mm
GROUND CLEARANCE	9.8 in	250 mm